




▶▶ Clamping freedom



MS multiple clamping system - boosts your bottom line.

RÖHM
driven by technology




**Modular flexibility:
the right combination for every
requirement**

▶▶ MS – produce more in less


Non-productive time down, machine service life up – the MS multiple clamping system makes it possible. Clamping numerous workpieces on a pallet or a machine table. That means: fewer tool changes, faster machining and all in all a huge increase in productivity and thus profits.

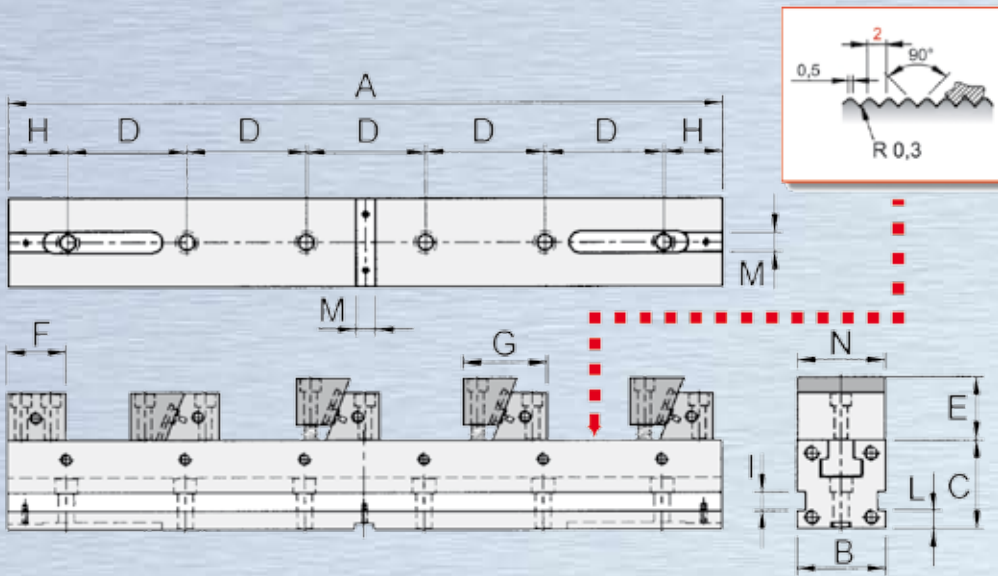
- **Always fits**
The clamping rail with clamping jaws can be easily, quickly and precisely fitted to the widest range of workpiece dimensions. The system can be expanded anytime according to your needs.
- **Reliably precise**
The serration on the clamping rail guarantees absolutely secure, reliable and precise attachment of the clamping jaws. The scale on the rail allows reading off the exact jaw position and thus repeatability at any time.
- **Easy direct assembly**
The clamping rail with the jaws can be attached directly to a pallet or a machine table. By placing several clamping rails in a longitudinal or lateral direction the machine's working area can be optimally utilised.



Clamping numerous workpieces:
no problem with the MS multiple
clamping system

s time





Item no.	Size	A	B ⁻⁰ _{-0,02}	C ⁻⁰ _{-0,02}	D	E	F	G	H	I	L	M ^{H7}	N	Spare parts		
														Clamping rail	Locating jaw	Intermediate jaw
1118789	MS 50 x 400 KP	400	50	50	100	32/25	34	55/58	50	12	10	16	49	1145245		
1118790	MS 50 x 500 KP	500	50	50	100	32/25	34	55/58	50	12	10	16	49	1145246	1145243	1145244
1118791	MS 50 x 600 KP	600	50	50	100	32/25	34	55/58	50	12	10	16	49	1145247		
1118792	MS 75 x 400 KP	400	75	75	100	53/40	50	70/75	50	16	15	16	74	1145250		
1118793	MS 75 x 500 KP	500	75	75	100	53/40	50	70/75	50	16	15	16	74	1145251	1145248	1145249
1118794	MS 75 x 600 KP	600	75	75	100	53/40	50	70/75	50	16	15	16	74	1145252		
1118795	MS 75 x 700 KP	700	75	75	100	53/40	50	70/75	50	16	15	16	74	1145253		

Included in delivery: 1 x Locating jaw, 4 x Intermediate jaw,
 1 x Clamping rail, 2 x T-slot nut for nut 16 mm, 4 x Single clamp,
 4 x Work locator.

RÖHM

RÖHM
 driven by technology

AMTC
 Herelsestraat 175, 4726 SR Heerle • T 0165 30 41 88 • F 0165 30 47 88 • E info@amtc.eu • I www.amtc.eu

NARVIK

Id.-Nr. 1091495 /1008B